



# P55 Pro

Intel® P55 Chipset

**ASRock**  
www.asrock.com



Featuring the Intel® P55 Express Chipset



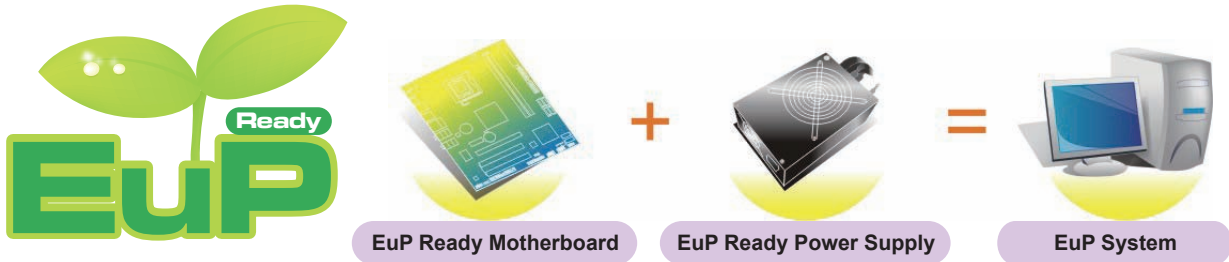
## Product Brief <<<

- Advanced V8 Power Phase Design
- Supports Dual Channel DDR3 2600+ (OC)
- Supports ATI™ CrossFireX™ and Quad CrossFireX™
- 2 x Powered eSATAII/USB Connectors
- EuP Ready, Smart Switch Design, Combo Cooler Option (C.C.O.)
- 7.1 CH, ALC890 Audio Codec, Premium Blu-ray audio support
- Supports ASRock Instant Boot, Instant Flash, Smart BIOS, ASRock OC Tuner, Intelligent Energy Saver

## Detail Specification <<<

<b>Platform</b>	- ATX Form Factor: 12.0-in x 8.6-in, 30.5 cm x 21.8 cm - All Solid Capacitor design (100% Japan-made high-quality Conductive Polymer Capacitors)
<b>CPU</b>	- Supports the Intel® Core™ i7 and Intel® Core™ i5 Processors in the LGA1156 Package - Advanced V8 Power Phase Design - Supports Intel® Turbo Boost Technology - Supports Hyper-Threading Technology - Supports Untied Overclocking Technology - Supports EM64T CPU
<b>Chipset</b>	- Intel® P55
<b>Memory</b>	- Dual Channel DDR3 memory technology - 4 x DDR3 DIMM slots - Supports DDR3 2600+(OC)/2133(OC)/1866(OC)/1600/1333/1066 non-ECC, un-buffered memory - Max. capacity of system memory: 16GB - Supports Intel® Extreme Memory Profile (XMP)
<b>Expansion Slot</b>	- 1 x PCI Express 2.0 x16 slot (at x16 mode) - 1 x PCI Express 2.0 x16 slot (at x4 mode, 2.5GT/s) - 2 x PCI Express 2.0 x1 slots (2.5GT/s) - 2 x PCI slots - Supports ATI™ CrossFireX™ and Quad CrossFireX™
<b>Audio</b>	- 7.1 CH Windows® Vista™ Premium Level HD Audio with Content Protection - DAC with 110dB dynamic range (ALC890 Audio Codec) - Premium Blu-ray audio support
<b>LAN</b>	- PCIE x1 Gigabit LAN 10/100/1000 Mb/s - Realtek RTL8111DL - Supports Wake-On-LAN
<b>Rear Panel I/O</b>	I/O Panel - 1 x PS/2 Mouse Port - 1 x PS/2 Keyboard Port - 1 x Coaxial SPDIF Out Port - 1 x Optical SPDIF Out Port - 6 x Ready-to-Use USB 2.0 Ports - 2 x Powered eSATAII/USB Connector - 1 x RJ-45 LAN Ports with LED (ACT/LINK LED and SPEED LED) - 1 x IEEE 1394 Port - 1 x Clear CMOS Switch with LED - HD Audio Jack: Side Speaker / Rear Speaker / Central / Bass / Line in / Front Speaker / Microphone
<b>Connector</b>	- 6 x SATAII 3.0 Gb/s connectors, support RAID (RAID 0, RAID 1, RAID 10, RAID 5 and Intel® Matrix Storage), NCQ, AHCI and Hot Plug functions - 1 x ATA133 IDE connector (supports 2 x IDE devices) - 1 x Floppy connector - 1 x IR header - 1 x COM port header - 1 x HDMI_SPDIF header - 1 x IEEE 1394 header - 1 x TPM header - CPU/Chassis/Power FAN connector - 24 pin ATX power connector - 8 pin 12V power connector - CD in header - Front panel audio connector - 3 x USB 2.0 headers (support 6 USB 2.0 ports)
<b>Quick Switch</b>	- 1 x Power Switch with LED - 1 x Reset Switch with LED - 1 x Clear CMOS Switch with LED
<b>BIOS Feature</b>	- 16Mb AMI BIOS - AMI Legal BIOS - Supports "Plug and Play" - ACPI 1.1 Compliance Wake Up Events - Supports jumperfree - SMBIOS 2.3.1 Support - CPU, VCCM, SB,VTT, VCCM REF, PCH_PLL Voltage Multi-adjustment - Supports I. O. T. (Intelligent Overclocking Technology) - Supports Smart BIOS
<b>Support CD</b>	- Drivers, Utilities, AntiVirus Software (Trial Version)
<b>Unique Feature</b>	- ASRock OC Tuner - Intelligent Energy Saver - Instant Boot - ASRock Instant Flash - ASRock OC DNA - Hybrid Booster: - CPU Frequency Stepless Control - ASRock U-COP - Boot Failure Guard (B.F.G.) - Combo Cooler Option (C.C.O.) - Good Night LED
<b>Hardware Monitor</b>	- CPU Temperature Sensing - Chassis Temperature Sensing - CPU/Chassis/Power Fan Tachometer - CPU Quiet Fan - CPU/Chassis Fan Multi-Speed Control - Voltage Monitoring: +12V, +5V, +3.3V, CPU Vcore
<b>OS</b>	- Microsoft® Windows® XP / XP 64-bit / Vista™ / Vista™ 64-bit / 7 compliant
<b>Certifications</b>	- FCC, CE, WHQL - EuP Ready (EuP ready power supply is required)
<b>Accessories</b>	- Quick Installation Guide, Support CD, I/O Shield - Floppy/ATA 133 Cables - 4 x SATA Data Cables (Optional) - 1 x SATA 1 to 1 Power Cable (Optional)

The specification is subject to change without notice. The brand and product names are trademarks of their respective companies. Any configuration other than original product specification is not guaranteed.



## What is EuP?

EuP, stands for Energy Using Product, was a provision regulated by European Union to define the power consumption for the completed system. With the great quantity and the popularly using of the electrical products nowadays and the continuously increasing of the electrical products categories in the following 20 to 30 years, European Union decided to establish an effective strategy to solve the energy consumption problem. That is, according to EuP, the total AC power of the completed system shall be under 1.00W in off mode condition.

## How to setup an EuP system?

To meet EuP standard, the EuP ready motherboard and the EuP ready power supply are required. As a motherboard vendor with eco-awareness, ASRock is the pioneer to develop “EuP Ready” motherboards based on the great efforts of our exceptional hardware design.

According to Intel, the EuP ready power supply must meet the standard of 5v standby power efficiency is higher than 50% under 100 mA current consumption. For EuP ready power supply selection, please check with the power supply manufacturer for more details.

## ASRock, Worldwide First EuP Ready Motherboard Manufacturer!

ASRock hereby proudly announced that we are the Worldwide First motherboard manufacturer to release “EuP Ready” motherboard to the market! With ASRock “EuP Ready” motherboard, you are confident to setup a system to pass the EuP standard.

# P55 Pro

Intel® P55 Chipset

**ASRock®**  
www.asrock.com



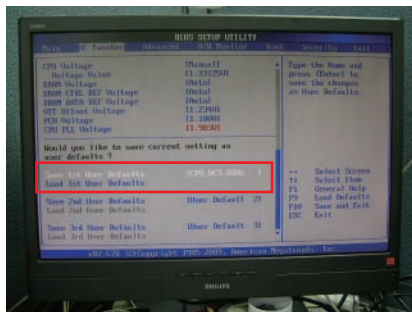
## OC DNA

Save your OC settings as a profile and share with friends. Try OC DNA now!

## OC DNA Instruction

### Step 1

Save your BIOS OC settings as User Default in BIOS OC Tweaker menu. (For example: we name this User Default setting as "CPU\_OC3.8GHz")



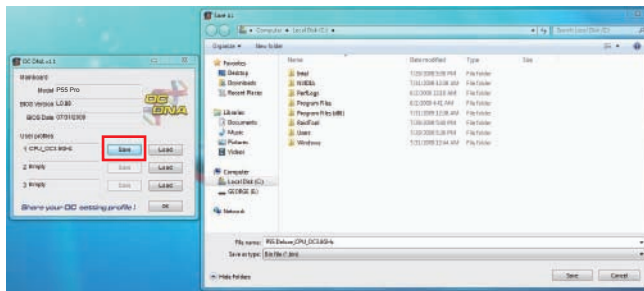
### Step 2

Execute ASRock OC DNA under OS, you will find "CPU\_OC3.8GHz" as User Profile 1.



### Step 3

Press "Save" button to save the "CPU\_OC3.8GHz" OC settings as a profile.



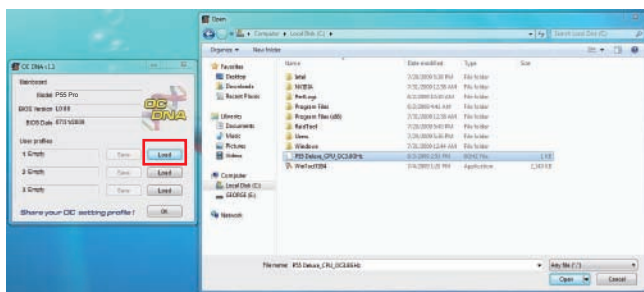
### Step 4

Send the "CPU\_OC3.8GHz" profile to other friends.



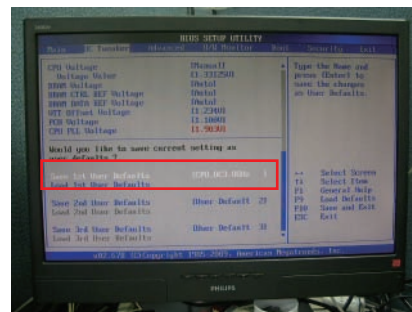
### Step 5

When the friend receives your "CPU\_OC3.8GHz" profile, he can press "Load" to load the "CPU\_OC3.8GHz" profile in OC DNA.



### Step 6

After that, the friend can enter into BIOS OC Tweaker menu to load the "CPU\_OC3.8GHz" profile as his BIOS OC settings.



Now, you have successfully share your OC setting profile with your friends.

\*The OC DNA works only when users use the same motherboard and BIOS version.


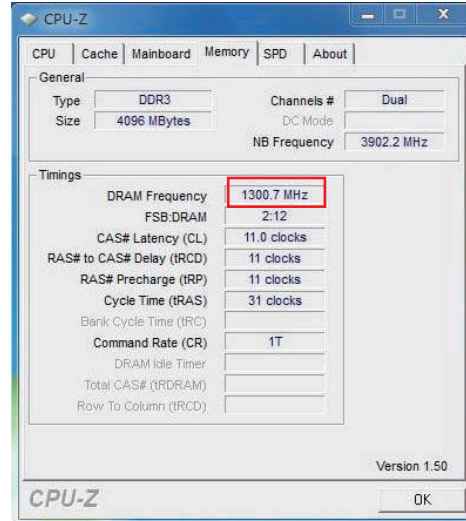
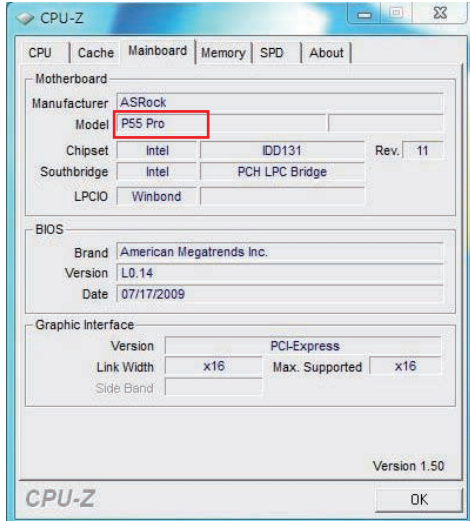
# P55 Pro

Intel® P55 Chipset

**ASRock®**  
www.asrock.com



## The World's Fastest Memory DDR3 2600+ support



## C.C.O.

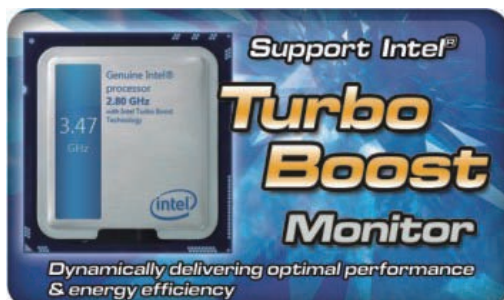
### Combo Cooler Option

C.C.O. provides the flexible option to adopt two different CPU cooler types, Socket LGA 775\* and LGA 1156\*\*.

\*C.C.O. may not be compatible with all Socket 775 CPU coolers.  
\*\*O is for Socket LGA 1156 CPU cooler.

## Support Intel® Turbo Boost Monitor

Dynamically delivering optimal performance & energy efficiency.



Idle



Working

# P55 Pro

Intel® P55 Chipset

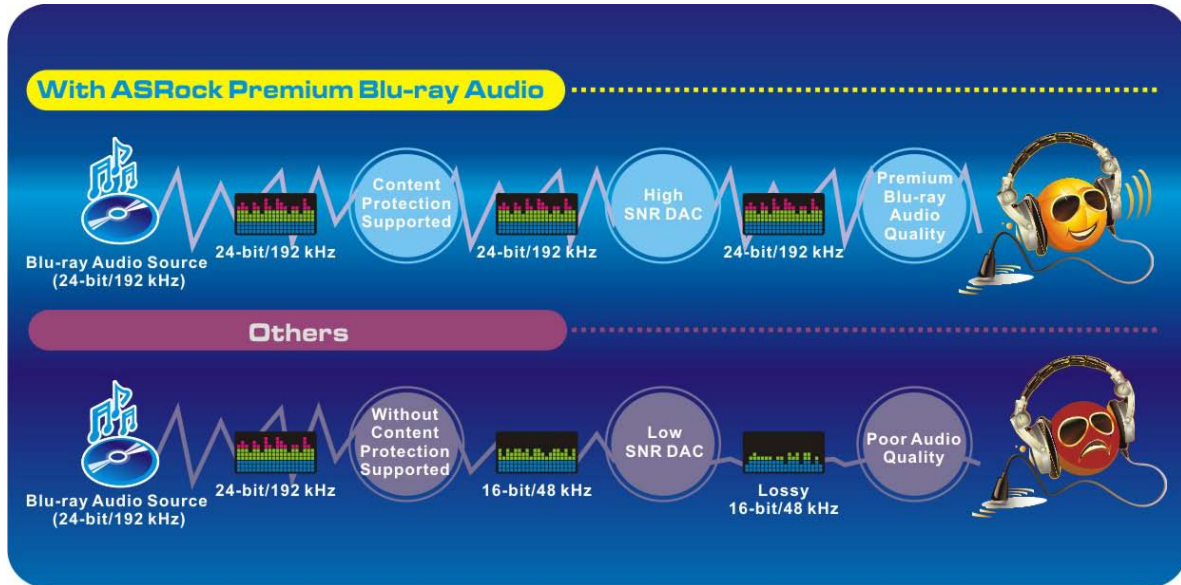
**ASRock®**  
www.asrock.com

## Premium Blu-ray Audio



Premium Blu-ray Audio, an outstanding technology developed on ASRock motherboard, provides the excellent audio output of 24-bit/192 kHz with its respective Blu-ray DRM compatible driver/software. With Content Protection-Support and High SNR DAC, the Blu-ray entertainments can be played in a high quality of 24-bit/192kHz. In other words, if you are using a device without the Blu-ray Audio support, the audio quality will be downgraded to 16-bit/48kHz like a regular CD quality. To deliver the best possible sound solution for today's most demanding users, ASRock Premium Blu-ray Audio motherboard is the best choice for users who are particularly desired to enjoy the pure HD audio. ASRock users are able to take full advantages of our Blu-ray Audio motherboards. Choose ASRock, choose Pure HD audio!

## Why ASRock?



\* SNR: Signal-to-Noise Ratio.

## Benefits of ASRock Premium Blu-ray Audio motherboards !

	ASRock Premium Blu-ray Audio motherboards	Other motherboards
Content Protection Support	Yes	No
SNR* DAC	High	Low
Audio Quality	Premium Blu-ray Audio Quality (24-bit / 192 kHz)	Downgrade to regular CD quality (16-bit / 48 kHz)

\* SNR: Signal-to-Noise Ratio.

**TPM support**  
**Trusted Platform Module**  
Secure your working environment! TPM provides enhanced data protection, security via high-level encryption/decryption, and platform integrity.

**Dr. Debug**  
Dr. Debug helps you to diagnose the BIOS POST status of your system.

**Smart Switch Design**

Clear CMOS Switch      Power Switch      Reset Switch

# P55 Pro

Intel® P55 Chipset

**ASRock®**  
www.asrock.com

## ASRock Instant Boot



ASRock Instant Boot is a new feature invented exclusively by ASRock. It can boot up system in an amazing speed, which is 10 times faster than traditional boot up. For home users or office PC users, ASRock Instant Boot can also guarantee a clean Windows OS, and consumed less power! For details: <http://www.asrock.com/feature/InstantBoot/index.asp>

- \* This function is applicable ONLY to single user that does not secure ID and Password to their systems.
- \* The boot up time depends on the hardware configuration.

## 10 Times Faster, Only 4 Secs to Boot Up to Windows!

### ASRock YouTube

<http://tw.youtube.com/watch?v=BucljXZVxXo>



## ASRock Instant Flash

ASRock Instant Flash is an exclusive and the most user-friendly BIOS flash utility developed by ASRock. It is embedded in Flash ROM which is used to update the system BIOS without having to enter operating systems like MS-DOS or Windows.



## Features

Once executing ASRock Instant Flash, the utility will automatically detect all devices such as USB, hard disk or even floppy drive to find the exact BIOS for your system. Instead of giving you all BIOS in your devices, the Instant Flash just list BIOS versions that apply to your motherboard model only. For example, if you have many different BIOS of different motherboards saved in your devices, but you just need to flash your P45 motherboard, the Instant Flash will just list the P45 BIOS versions for you. This unique function allows you to easily select the suitable BIOS version instead of browsing through all data.



Instant Flash just list BIOS versions that apply to your motherboard model.

**Simple!**



Click and start Flashing!

**Quick!**