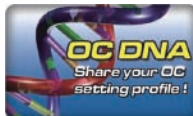


N68-S3 UCC

NVIDIA® GeForce 7025 / nForce 630a

ASRock®
www.asrock.com



Detail Specification <<<

Platform	- Micro ATX Form Factor: 9.6-in x 7.0-in, 24.4 cm x 17.8 cm
CPU	- Support for Socket AM3 processors: AMD Phenom™ II X4 / X3 / X2 (except 920 / 940) / Athlon II X6 / X4 / X3 / X2 / Sempron processors - Six-Core CPU Ready - Supports UCC feature (Unlock CPU Core) - Supports AMD's Cool 'n' Quiet Technology - FSB 1000 MHz (2.0 GT/s) - Supports Untied Overclocking Technology - Supports Hyper-Transport Technology
Chipset	- NVIDIA® GeForce 7025 / nForce 630a
Memory	- Dual Channel DDR3 memory technology - 2 x DDR3 DIMM slots - Supports DDR3 1600/1333/1066/800 non-ECC, un-buffered memory - Max. capacity of system memory: 8GB
Expansion Slot	- 1 x PCI Express x16 slot - 1 x PCI Express x1 slot - 2 x PCI slots
Graphics	- Integrated NVIDIA® GeForce 7025 graphics - DX9.0 VGA, Pixel Shader 3.0 - Max. shared memory 256MB - Supports D-Sub with max. resolution up to 1920x1440 @ 60Hz
Audio	- 5.1 CH HD Audio (VIA® VT1705 Audio Codec)
LAN	- Realtek PHY RTL8201EL - Speed: 10/100 Ethernet - Supports Wake-On-LAN
Rear Panel I/O	I/O Panel - 1 x PS/2 Mouse Port - 1 x PS/2 Keyboard Port - 1 x Serial Port: COM1 - 1 x VGA Port - 4 x Ready-to-Use USB 2.0 Ports - 1 x RJ-45 LAN Port with LED (ACT/LINK LED and SPEED LED) - HD Audio Jack: Line in / Front Speaker / Microphone
Connector	- 4 x Serial ATAII 3.0 Gb/s connectors, support RAID (RAID 0, RAID 1, RAID 0+1, RAID 5 and JBOD), NCQ and "Hot Plug" functions - 1 x ATA133 IDE connector (supports 2 x IDE devices) - 1 x Floppy connector - 1 x Print Port header - CPU/Chassis FAN connector - 24 pin ATX power connector - 4 pin 12V power connector - Front panel audio connector - 2 x USB 2.0 headers (support 4 USB 2.0 ports)
BIOS Feature	- 4Mb AMI Legal BIOS - Supports "Plug and Play" - ACPI 1.1 Compliance Wake Up Events - Supports jumperfree - SMBIOS 2.3.1 Support - CPU, VCCM Voltage Multi-adjustment
Support CD	- Drivers, Utilities, AntiVirus Software (Trial Version), ASRock Software Suite (CyberLink DVD Suite - OEM and Trial; Creative Sound Blaster X-Fi MB - Trial)
Unique Feature	- ASRock OC Tuner - Intelligent Energy Saver - Instant Boot - ASRock Instant Flash - ASRock OC DNA - Hybrid Booster: - CPU Frequency Stepless Control - ASRock U-COP - Boot Failure Guard (B.F.G.)
Hardware Monitor	- CPU Temperature Sensing - Chassis Temperature Sensing - CPU Fan Tachometer - Chassis Fan Tachometer - CPU Quiet Fan - Voltage Monitoring: +12V, +5V, +3.3V, Vcore
OS	- Microsoft® Windows® 7 / 7 64-bit / Vista™ / Vista™ 64-bit / XP / XP 64-bit compliant
Certifications	- FCC, CE
Accessories	- Quick Installation Guide, Support CD, I/O Shield - 2 x SATA data cables (optional)

Product Brief <<<

- Supports ASRock UCC - Unlock CPU Core feature
- Hyper Transport 2000 MT/s
- Supports Dual Channel DDR3 1600
- Integrated NVIDIA® GeForce 7025 graphics, DX9.0 VGA, Pixel Shader 3.0, Max. shared memory 256MB
- Supports ASRock Instant Boot, Instant Flash, OC DNA, ASRock OC Tuner (Up to 150% CPU frequency increase)
- Supports Intelligent Energy Saver (Up to 20% CPU Power Saving)
- Free Software : CyberLink DVD Suite - OEM and Trial; Creative Sound Blaster X-Fi MB - Trial

The specification is subject to change without notice. The brand and product names are trademarks of their respective companies. Any configuration other than original product specification is not guaranteed.

N68-S3 UCC

NVIDIA® GeForce 7025 / nForce 630a

ASRock®
www.asrock.com



✓ **Unlock CPU potential up to 6 Cores**

✓ **100% CPU Performance Boost!**

ASRock UCC

(Unlock CPU Core)

World's First NVIDIA Chipset Motherboard Supports Unlock CPU Core

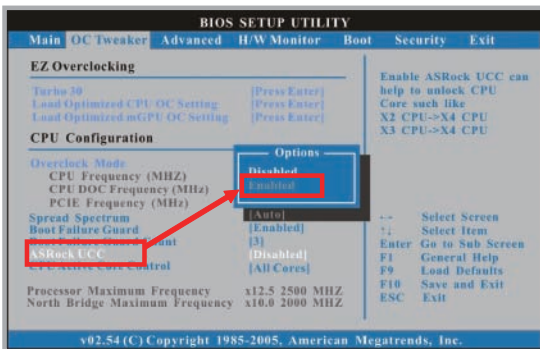
Step 1

Press "F2 or DEL" to enter the BIOS.



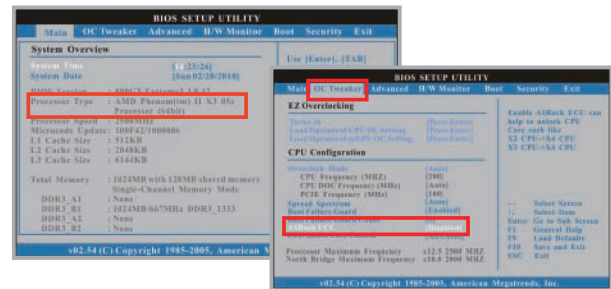
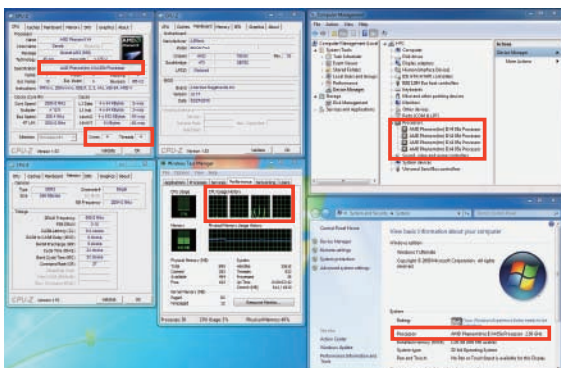
Step 3

- "ASRock UCC" set to Enabled.
- Press "F10" to save change and exit.



Step 5

CPU Information Under OS

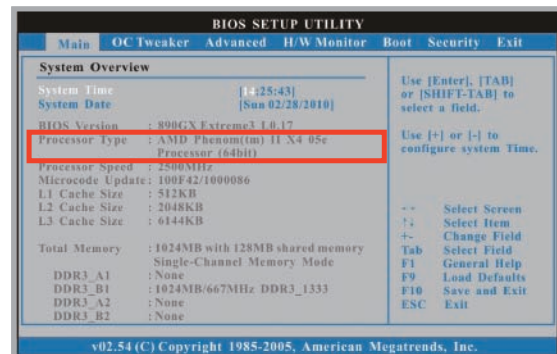


Step 2

Choose the "OC Tweaker" page and "ASRock UCC" option!

Step 4

- Press "F2 or DEL" to enter the BIOS.
- Processor Type unlock to "AMD Phenom II X4 05e" under "Main" page.




Step 6


Before - UCC not enabled, Cores: 4



Simply enables UCC function in BIOS



After - UCC enabled, Cores: 6



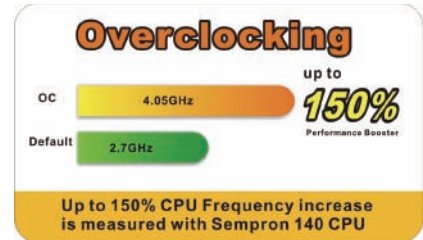
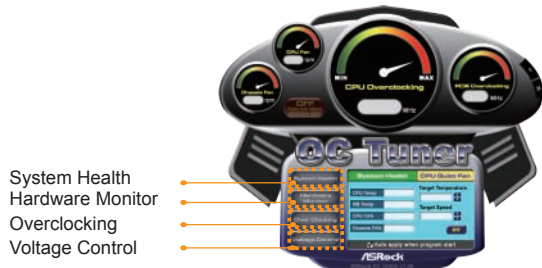
N68-S3 UCC

NVIDIA® GeForce 7025 / nForce 630a

ASRock®
www.asrock.com

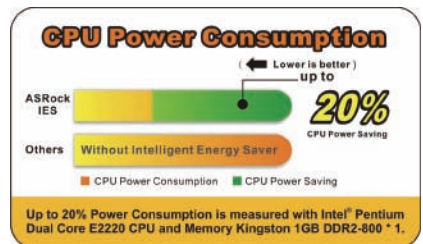
ASRock OC Tuner:

ASRock OC Tuner is a user-friendly and untied tool which allows you to guard your system by hardware monitor function and overclock your hardware devices to get the best system performance



Energy Saving :

Supports ASRock Intelligent Energy Saver (I.E.S)



CPU Power saving up to **20%**

N68-S3 UCC

NVIDIA® GeForce 7025 / nForce 630a

ASRock®
www.asrock.com



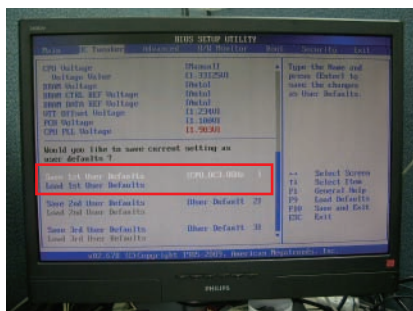
OC DNA

Save your OC settings as a profile and share with friends. Try OC DNA now!

OC DNA Instruction

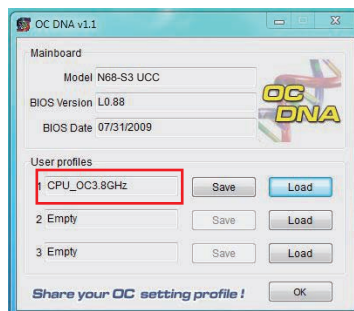
Step 1

Save your BIOS OC settings as User Default in BIOS OC Tweaker menu. (For example: we name this User Default setting as "CPU_OC3.8GHz")



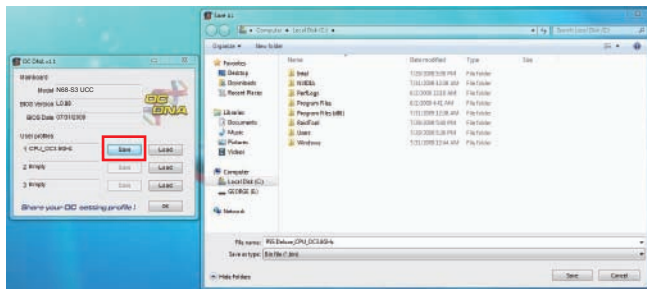
Step 2

Execute ASRock OC DNA under OS, you will find "CPU_OC3.8GHz" as User Profile 1.



Step 3

Press "Save" button to save the "CPU_OC3.8GHz" OC settings as a profile.



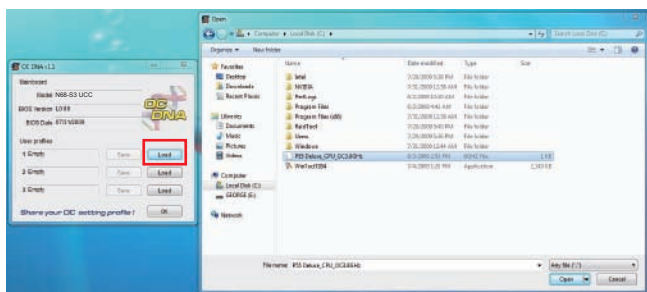
Step 4

Send the "CPU_OC3.8GHz" profile to other friends.



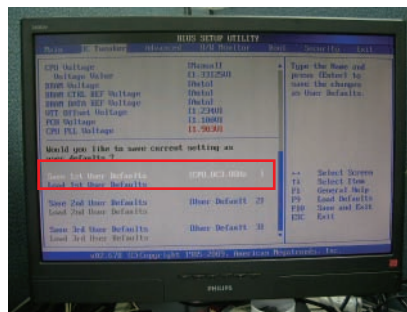
Step 5

When the friend receives your "CPU_OC3.8GHz" profile, he can press "Load" to load the "CPU_OC3.8GHz" profile in OC DNA.



Step 6

After that, the friend can enter into BIOS OC Tweaker menu to load the "CPU_OC3.8GHz" profile as his BIOS OC settings.



Now, you have successfully share your OC setting profile with your friends.

*The OC DNA works only when users use the same motherboard and BIOS version.

N68-S3 UCC

NVIDIA® GeForce 7025 / nForce 630a

ASRock®
www.asrock.com

ASRock Instant Boot



ASRock Instant Boot is a new feature invented exclusively by ASRock. It can boot up system in an amazing speed, which is 10 times faster than traditional boot up. For home users or office PC users, ASRock Instant Boot can also guarantee a clean Windows OS, and consumed less power! For details: <http://www.asrock.com/feature/InstantBoot/index.asp>

- * This function is applicable ONLY to single user that does not secure ID and Password to their systems.
- * The boot up time depends on the hardware configuration.

10 Times Faster, Only 4 Secs to Boot Up to Windows!

ASRock YouTube

<http://tw.youtube.com/watch?v=BucljXZVxXo>



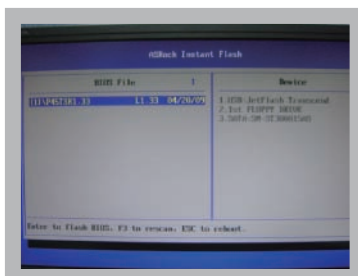
ASRock Instant Flash

ASRock Instant Flash is an exclusive and the most user-friendly BIOS flash utility developed by ASRock. It is embedded in Flash ROM which is used to update the system BIOS without having to enter operating systems like MS-DOS or Windows.



Features

Once executing ASRock Instant Flash, the utility will automatically detect all devices such as USB, hard disk or even floppy drive to find the exact BIOS for your system. Instead of giving you all BIOS in your devices, the Instant Flash just list BIOS versions that apply to your motherboard model only. For example, if you have many different BIOS of different motherboards saved in your devices, but you just need to flash your P45 motherboard, the Instant Flash will just list the P45 BIOS versions for you. This unique function allows you to easily select the suitable BIOS version instead of browsing through all data.



Instant Flash just list BIOS versions that apply to your motherboard model.

Simple!



Click and start Flashing!

Quick!

N68-S3 UCC

NVIDIA® GeForce 7025 / nForce 630a

ASRock®
www.asrock.com



- ★ CyberLink Power2Go 6.1 LE OEM
- ★ CyberLink MediaShow 4.1 SE OEM
- ★ CyberLink PowerDVD 8.0 DTS Trial
- ★ CyberLink PowerDirector 8.0 Trial
- ★ CyberLink PowerBackup 2.5 Trial
- ★ Creative Sound Blaster X-Fi MB Trial

CyberLink



CyberLink Power2Go 6.1 LE OEM

Power2Go 6 lets you burn and backup videos, photos, music and data onto Blu-ray Discs and DVDs.

CyberLink MediaShow 4.1 SE OEM

Photo and video management software MediaShow edits videos and photos instantly, creates slideshow, and allows publishing directly to YouTube and Flickr.

CyberLink PowerDVD 8.0 DTS Trial

World-renowned PowerDVD 8 DTS delivers outstanding DVD movie playback quality on your PC.

CyberLink PowerDirector 8.0 Trial

PowerDirector - Video Editing software – edits high-definition videos including AVCHD, allows output to PSP iPod and Blu-ray Disc.

CyberLink PowerBackup 2.5 Trial

PowerBackup backups valuable data on your PC.

Creative Sound Blaster X-Fi MB Trial

The Sound Blaster X-Fi MB solution provides premium audio quality, effects and features for PC systems equipped with onboard audio.

For gamers, the EAX® ADVANCED HD 4.0, with its state-of-the-art Multi-Environment rendering and reverb modelling, delivers a much more realistic and immersive 3D gaming experience than your motherboard audio ever will.