


H55M-GE R2.0

Intel® H55 Chipset

ASRock
www.asrock.com



Product Brief <<<<

- Supports Dual Channel DDR3 2600+(OC)
- Multi VGA Output options: D-Sub, DVI-D and HDMI
- Supports ASRock Instant Boot, Instant Flash, OC DNA, Good Night LED, Multi-Speed Fan Control, OC Tuner, IES
- Supports Turbo 50 / Turbo 100 Technology
- Combo Cooler Option (C.C.O.)
- ErP / EuP Ready
- Free Software: CyberLink DVD Suite - OEM and Trial; Creative Sound Blaster X-Fi MB - Trial

Detail Specification <<<

Platform	- Micro ATX Form Factor: 9.6-in x 8.7-in, 24.4 cm x 22.1 cm - All Solid Capacitor design (100% Japan-made high-quality Conductive Polymer Capacitors)
CPU	- Supports Intel® Core™ i7 / i5 / i3 and Pentium® G6950 Processors in LGA1156 Package - Supports Intel® Turbo Boost Technology - Supports Hyper-Threading Technology - Supports Untied Overclocking Technology - Supports EM64T CPU
Chipset	- Intel® H55
Memory	- Dual Channel DDR3 memory technology - 4 x DDR3 DIMM slots - Supports DDR3 2600+(OC)/2133(OC)/1866(OC)/1600/1333/1066 non-ECC, un-buffered memory - Max. capacity of system memory: 16GB - Supports Intel® Extreme Memory Profile (XMP)
Expansion Slot	- 1 x PCI Express 2.0 x16 slot (5GT/s at x16 mode) - 1 x PCI Express 2.0 x1 slot (2.5GT/s) - 2 x PCI slots
Graphics *	* Requires Processor with Intel® Graphics Technology Intel® HD Graphics Pixel Shader 4.0, DirectX 10 Max. shared memory 1759MB Multi VGA Output options: D-Sub, DVI-D and HDMI - Supports HDMI 1.3a Technology with max. resolution up to 1920x1200 - Supports DVI with max. resolution up to 1920x1200 @ 60Hz - Supports D-Sub with max. resolution up to 2048x1536 @ 75Hz - Supports Auto Lip Sync, Deep Color (12bpc), xvYCC and HBR (High Bit Rate Audio) with HDMI 1.3a (Compliant HDMI monitor is required) - Supports HDCP function with DVI and HDMI ports - Supports Full HD 1080p Blu-ray (BD) / HD-DVD playback with DVI and HDMI ports
Audio	- 5.1 CH HD Audio (VIA® VT1705 Audio Codec)
LAN	- PCIe x1 Gigabit LAN 10/100/1000 Mb/s - Realtek RTL8111E - Supports Wake-On-LAN - Supports LAN Cable Detection
Rear Panel I/O	I/O Panel - 1 x PS/2 Keyboard Port - 1 x VGA/D-Sub Port - 1 x VGA/DVI-D Port - 1 x HDMI Port - 6 x Ready-to-Use USB 2.0 Ports - 1 x RJ-45 LAN Port with LED (ACT/LINK LED and SPEED LED) - HD Audio Jack: Line in / Front Speaker / Microphone
Connector	- 6 x SATAIII 3.0 Gb/s connectors, support NCQ, AHCI and Hot Plug functions - 1 x IR header - 1 x Print Port header - 1 x COM port header - 1 x HDMI_SPDIF header - 1 x TPM header - 1 x Chassis Intrusion header - CPU/Chassis/Power FAN connector - 24 pin ATX power connector - 4 pin 12V power connector - Front panel audio connector - 3 x USB 2.0 headers (support 6 USB 2.0 ports)
BIOS Feature	- 16Mb AMI Legal BIOS - Supports "Plug and Play" - ACPI 1.1 Compliance Wake Up Events - Supports jumperfree - SMBIOS 2.3.1 Support - CPU VID, CPU GFX, VCCM, VTT, PCH PLL Voltage Multi-adjustment
Support CD	- Drivers, Utilities, AntiVirus Software (Trial Version), ASRock Software Suite (CyberLink DVD Suite - OEM and Trial; Creative Sound Blaster X-Fi MB - Trial)
Unique Feature	- ASRock OC Tuner - Intelligent Energy Saver - Instant Boot - ASRock Instant Flash - ASRock OC DNA - Hybrid Booster: - CPU Frequency Stepless Control - ASRock U-COP - Boot Failure Guard (B.F.G.) - Combo Cooler Option (C.C.O.) - Good Night LED - Turbo 50 / Turbo 100 Technology (Requires Processor with Intel® Graphics Technology)
Hardware Monitor	- CPU Temperature Sensing - Chassis Temperature Sensing - CPU/Chassis/Power Fan Tachometer - CPU Quiet Fan - CPU/Chassis Fan Multi-Speed Control - CASE OPEN detection - Voltage Monitoring: +12V, +5V, +3.3V, CPU Vcore
OS	- Microsoft® Windows® 7 / 7 64-bit / Vista™ / Vista™ 64-bit / XP / XP 64-bit compliant
Certifications	- FCC, CE, WHQL - ErP/EuP Ready (ErP/EuP ready power supply is required)
Accessories	- Quick Installation Guide, Support CD, I/O Shield - 2 x SATA Data Cables (Optional)

The specification is subject to change without notice. The brand and product names are trademarks of their respective companies. Any configuration other than original product specification is not guaranteed.

H55M-GE R2.0

Intel® H55 Chipset

ASRock®
www.asrock.com

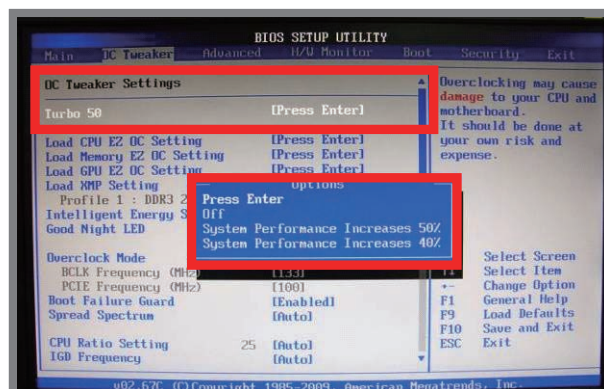
Turbo 50

Simply click the Turbo 50 button in BIOS, the system performance will **boost up to 50% increase** by automatically overclocking CPU, Memory, GPU frequency and all related voltage settings!

Below table shows that enable Turbo 50 on H55M Pro, the performance will boost up to 50% increase!



Model	H55M-GE R2.0
Chipset	Intel H55
BIOS	P1.20
CPU	Core i3 530 2.93 GHz
RAM	Kingston DDR3-1600 2GB*2
VGA	Intel HD Graphics
HDD	Seagate Barracuda 7200.12 250GB



Core i3 530	CPU Frequency	Memory Frequency	GPU Frequency	3DMARK 06	PCMARK Vantage	Super Pi
Turbo 50 Off	2.93GHz	1333MHz	733MHz	1767	4661	14.485
Turbo 50 On	4GHz	1456MHz	867MHz	2665	5453	10.641
Percentage Increase	36.66%	9.23%	18.28%	50.82%	16.99%	26.54%

Note: The overclocking performance depends on the system configuration you adopt. We do not guarantee the overclocking performance.

The World's Fastest Memory DDR3 2600+ support



H55M-GE R2.0

Intel® H55 Chipset

ASRock®
www.asrock.com




C.C.O.

Combo Cooler Option

C.C.O. provides the flexible option to adopt two different CPU cooler types, Socket LGA 775* and LGA 1156**.

*C.C.O. may not be compatible with all Socket 775 CPU coolers.
**O is for Socket LGA 1156 CPU cooler.


Multi-VGA Output Options



D-Sub

DVI-D

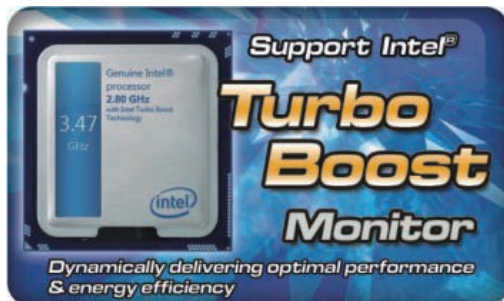
HDMI



The Power and Keyboard LED will be automatically switched off when the system is under Standby / Hibernation mode.

Support Intel® Turbo Boost Monitor

Dynamically delivering optimal performance & energy efficiency.



Idle



Working

H55M-GE R2.0

Intel® H55 Chipset

ASRock®
www.asrock.com



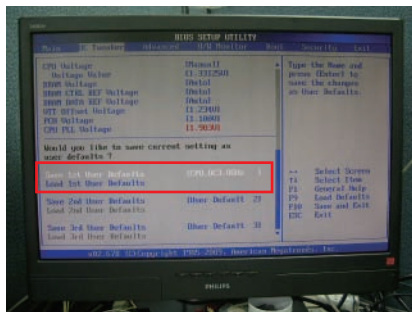
OC DNA

Save your OC settings as a profile and share with friends. Try OC DNA now!

OC DNA Instruction

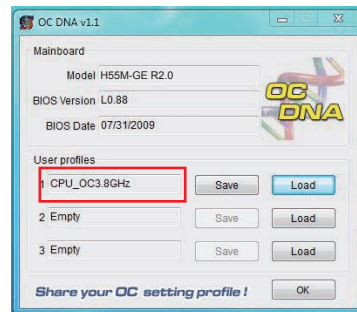
Step 1

Save your BIOS OC settings as User Default in BIOS OC Tweaker menu. (For example: we name this User Default setting as "CPU_OC3.8GHz")



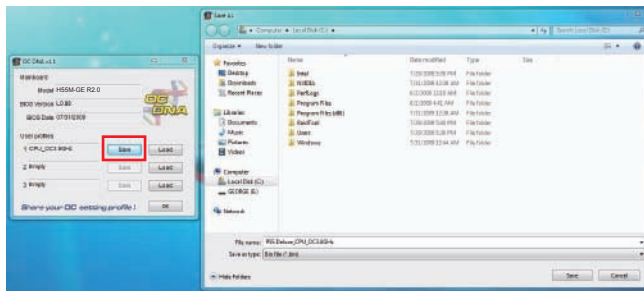
Step 2

Execute ASRock OC DNA under OS, you will find "CPU_OC3.8GHz" as User Profile 1.



Step 3

Press "Save" button to save the "CPU_OC3.8GHz" OC settings as a profile.



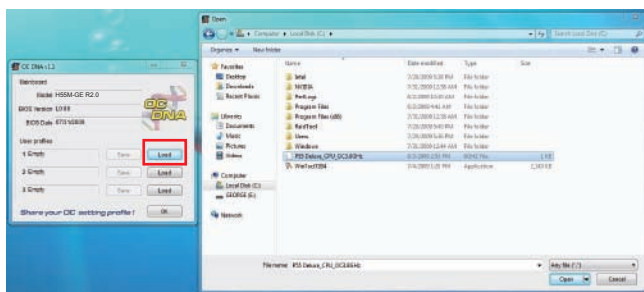
Step 4

Send the "CPU_OC3.8GHz" profile to other friends.



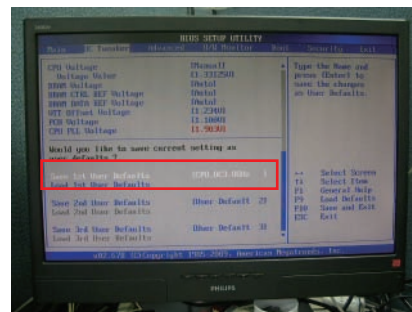
Step 5

When the friend receives your "CPU_OC3.8GHz" profile, he can press "Load" to load the "CPU_OC3.8GHz" profile in OC DNA.



Step 6

After that, the friend can enter into BIOS OC Tweaker menu to load the "CPU_OC3.8GHz" profile as his BIOS OC settings.



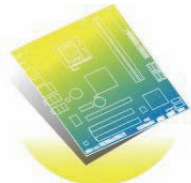
Now, you have successfully share your OC setting profile with your friends.

*The OC DNA works only when users use the same motherboard and BIOS version.


H55M-GE R2.0

Intel® H55 Chipset

ASRock®
www.asrock.com



ErP/EuP Ready Motherboard



ErP/EuP Ready Power Supply



ErP/EuP System

What is ErP/EuP?

ErP/EuP, stands for Energy Using Product, was a provision regulated by European Union to define the power consumption for the completed system. With the great quantity and the popularly using of the electrical products nowadays and the continuously increasing of the electrical products categories in the following 20 to 30 years, European Union decided to establish an effective strategy to solve the energy consumption problem. That is, according to ErP/EuP, the total AC power of the completed system shall be under 1.00W in off mode condition.

ASRock Instant Boot



ASRock Instant Boot is a new feature invented exclusively by ASRock. It can boot up system in an amazing speed, which is 10 times faster than traditional boot up. For home users or office PC users, ASRock Instant Boot can also guarantee a clean Windows OS, and consumed less power! For details: <http://www.asrock.com/feature/InstantBoot/index.asp>

* This function is applicable ONLY to single user that does not secure ID and Password to their systems.

* The boot up time depends on the hardware configuration.

10 Times Faster, Only 4 Secs to Boot Up to Windows!

ASRock YouTube

<http://tw.youtube.com/watch?v=BucljXZVxXo>



ASRock Instant Flash

ASRock Instant Flash is an exclusive and the most user-friendly BIOS flash utility developed by ASRock. It is embedded in Flash ROM which is used to update the system BIOS without having to enter operating systems like MS-DOS or Windows.



Features

Once executing ASRock Instant Flash, the utility will automatically detect all devices such as USB, hard disk or even floppy drive to find the exact BIOS for your system. Instead of giving you all BIOS in your devices, the Instant Flash just list BIOS versions that apply to your motherboard model only. For example, if you have many different BIOS of different motherboards saved in your devices, but you just need to flash your P45 motherboard, the Instant Flash will just list the P45 BIOS versions for you. This unique function allows you to easily select the suitable BIOS version instead of browsing through all data.



Instant Flash just list BIOS versions that apply to your motherboard model.

Simple!



Click and start Flashing!

Quick!

H55M-GE R2.0

Intel® H55 Chipset

ASRock®
www.asrock.com



- ★ CyberLink Power2Go 6.1 LE OEM
- ★ CyberLink MediaShow 4.1 SE OEM
- ★ CyberLink PowerDVD 8.0 DTS Trial
- ★ CyberLink PowerDirector 8.0 Trial
- ★ CyberLink PowerBackup 2.5 Trial
- ★ Creative Sound Blaster X-Fi MB Trial

CyberLink



CyberLink Power2Go 6.1 LE OEM

Power2Go 6 lets you burn and backup videos, photos, music and data onto Blu-ray Discs and DVDs.

CyberLink MediaShow 4.1 SE OEM

Photo and video management software MediaShow edits videos and photos instantly, creates slideshow, and allows publishing directly to YouTube and Flickr.

CyberLink PowerDVD 8.0 DTS Trial

World-renowned PowerDVD 8 DTS delivers outstanding DVD movie playback quality on your PC.

CyberLink PowerDirector 8.0 Trial

PowerDirector - Video Editing software – edits high-definition videos including AVCHD, allows output to PSP iPod and Blu-ray Disc.

CyberLink PowerBackup 2.5 Trial

PowerBackup backs up valuable data on your PC.

Creative Sound Blaster X-Fi MB Trial

The Sound Blaster X-Fi MB solution provides premium audio quality, effects and features for PC systems equipped with onboard audio.

For gamers, the EAX® ADVANCED HD 4.0, with its state-of-the-art Multi-Environment rendering and reverb modelling, delivers a much more realistic and immersive 3D gaming experience than your motherboard audio ever will.