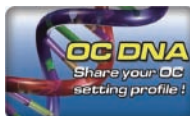


A780LM-S

AMD RS780L (760G) + SB710 Chipsets

ASRock
www.asrock.com



Product Brief <<<

- Supports AMD OverDrive™ with ACC feature (Advanced Clock Calibration)
- Integrated AMD Radeon 3000 graphics, DX10 class iGPU, Pixel Shader 4.0
- Supports ATI™ Hybrid CrossFireX™
- EuP Ready
- Supports ASRock Instant Boot, Instant Flash, OC DNA, ASRock OC Tuner (Up to 145% CPU frequency increase)
- Supports Smart BIOS, Intelligent Energy Saver (Up to 114 % CPU Power Saving)

Detail Specification <<<

Platform	- Micro ATX Form Factor: 9.6-in x 7.2-in, 24.4 cm x 18.3 cm
CPU	- Support for Socket AM2+ / AM2 processors: AMD Phenom™ FX / Phenom / Athlon 64 FX / Athlon 64 X2 Dual-Core / Athlon X2 Dual-Core / Athlon 64 / Sempron processor - Support for AM3 processors: AMD Phenom™ II X4 / X3 / X2 and Athlon II X4 / X3 / X2 processors - Supports AMD OverDrive™ with ACC feature (Advanced Clock Calibration) - AMD LIVE!™ Ready - Supports AMD's Cool 'n' Quiet Technology - FSB 2600 MHz (5.2 GT/s) - Supports Untied Overclocking Technology - Supports Hyper-Transport 3.0 (HT 3.0) Technology
Chipset	- Northbridge: AMD RS780L (760G) - Southbridge: AMD SB710
Memory	- Dual Channel DDR2 memory technology - 2 x DDR2 DIMM slots - Supports DDR2 1200 (OC)/1066/800/667/533 non-ECC, un-buffered memory - Max. capacity of system memory: 8GB
Expansion Slot	- 1 x PCI Express 2.0 x16 slot (green @ x16 mode) - 1 x PCI Express 2.0 x1 slot - 2 x PCI slots - Supports ATI™ Hybrid CrossFireX™
Graphics	- Integrated AMD Radeon 3000 graphics - DX10 class iGPU, Pixel Shader 4.0 - Max. shared memory 512MB
Audio	- 5.1 CH Windows® Vista™ Premium Level HD Audio (ALC662 Audio Codec)
LAN	- Realtek PCIe x1 LAN 8103EL / 8102EL - Speed: 10/100 Ethernet - Supports Wake-On-LAN
Rear Panel I/O	I/O Panel - 1 x PS/2 Mouse Port - 1 x PS/2 Keyboard Port - 1 x Serial Port: COM1 - 1 x VGA Port - 4 x Ready-to-Use USB 2.0 Ports - 1 x RJ-45 LAN Port with LED (ACT/LINK LED and SPEED LED) - HD Audio Jack: Line in / Front Speaker / Microphone
Connector	- 4 x Serial ATAII 3.0 Gb/s connectors, support RAID (RAID 0, RAID 1 RAID 10 and JBOD), NCQ, AHCI and "Hot Plug" functions - 1 x ATA133 IDE connector (supports 2 x IDE devices) - 1 x Floppy connector - 1 x Print port header - CPU/Chassis FAN connector - 24 pin ATX power connector - 4 pin 12V power connector - Front panel audio connector - 2 x USB 2.0 headers (support 4 USB 2.0 ports)
BIOS Feature	- 8Mb AMI BIOS - AMI Legal BIOS - Supports "Plug and Play" - ACPI 1.1 Compliance Wake Up Events - Supports jumperfree - SMBIOS 2.3.1 Support - CPU, VCCM, NB Voltage Multi-adjustment - Supports Smart BIOS
Support CD	- Drivers, Utilities, AntiVirus Software (Trial Version), AMD OverDrive™ Utility
Unique Feature	- ASRock OC Tuner - Intelligent Energy Saver - Instant Boot - ASRock Instant Flash - ASRock OC DNA - Hybrid Booster: - CPU Frequency Stepless Control - ASRock U-COP - Boot Failure Guard (B.F.G.) - ASRock AM2 Boost: ASRock Patented Technology to boost memory performance up to 12.5%
Hardware Monitor	- CPU Temperature Sensing - Chassis Temperature Sensing - CPU Fan Tachometer - Chassis Fan Tachometer - CPU Quiet Fan - Voltage Monitoring: +12V, +5V, +3.3V, Vcore
OS	- Microsoft® Windows® XP / XP Media Center / XP 64-bit / Vista™ / Vista™ 64-bit / Win7 compliant
Certifications	- FCC, CE, WHQL - EuP Ready (EuP ready power supply is required)
Accessories	- Quick Installation Guide, Support CD, I/O Shield - ATA 133 cable - 1 x SATA data cable (optional)

The specification is subject to change without notice. The brand and product names are trademarks of their respective companies. Any configuration other than original product specification is not guaranteed.

A780LM-S

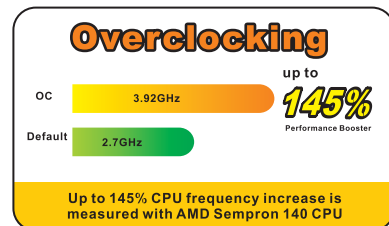
AMD RS780L (760G) + SB710 Chipsets

ASRock
www.asrock.com

Overclocking Design

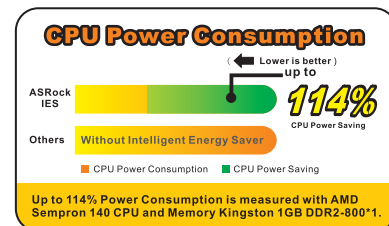
ASRock OC Tuner:

ASRock OC Tuner is a user-friendly and untied tool which allows you to guard your system by hardware monitor function and overclock your hardware devices to get the best system performance



Energy Saving :

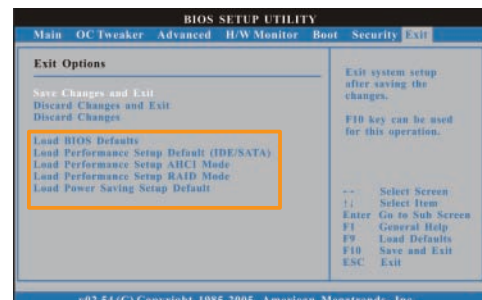
Supports ASRock Intelligent Energy Saver (I.E.S)



CPU Power saving up to **114%**

Smart BIOS:

The Smart BIOS function can be found in the BIOS Setup Utility when you are setting up the optimal configuration for your system. It can facilitate the setting things by some default BIOS settings. Users may just select the BIOS mode that is most suitable to them.



A780LM-S

AMD RS780L (760G) + SB710 Chipsets

ASRock
www.asrock.com



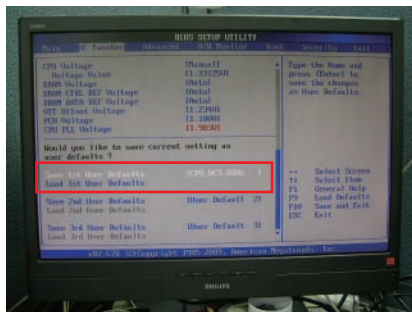
OC DNA

Save your OC settings as a profile and share with friends. Try OC DNA now!

OC DNA Instruction

Step 1

Save your BIOS OC settings as User Default in BIOS OC Tweaker menu. (For example: we name this User Default setting as "CPU_OC3.8GHz")



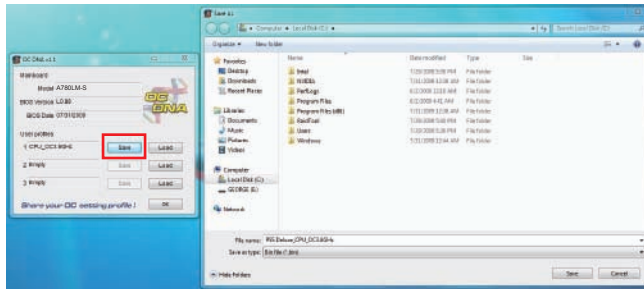
Step 2

Execute ASRock OC DNA under OS, you will find "CPU_OC3.8GHz" as User Profile 1.



Step 3

Press "Save" button to save the "CPU_OC3.8GHz" OC settings as a profile.



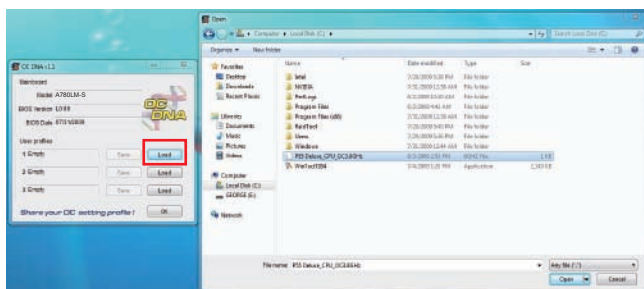
Step 4

Send the "CPU_OC3.8GHz" profile to other friends.



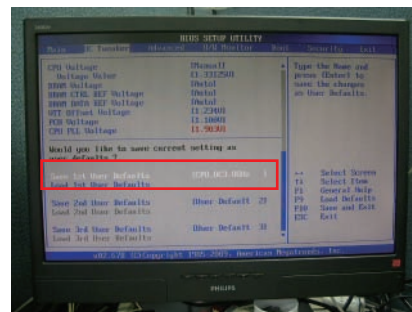
Step 5

When the friend receives your "CPU_OC3.8GHz" profile, he can press "Load" to load the "CPU_OC3.8GHz" profile in OC DNA.



Step 6

After that, the friend can enter into BIOS OC Tweaker menu to load the "CPU_OC3.8GHz" profile as his BIOS OC settings.




Now, you have successfully share your OC setting profile with your friends.

*The OC DNA works only when users use the same motherboard and BIOS version.

A780LM-S

AMD RS780L (760G) + SB710 Chipsets

ASRock
www.asrock.com



EuP Ready Motherboard



EuP Ready Power Supply



EuP System

What is EuP?

EuP, stands for Energy Using Product, was a provision regulated by European Union to define the power consumption for the completed system. With the great quantity and the popularly using of the electrical products nowadays and the continuously increasing of the electrical products categories in the following 20 to 30 years, European Union decided to establish an effective strategy to solve the energy consumption problem. That is, according to EuP, the total AC power of the completed system shall be under 1.00W in off mode condition.

How to setup an EuP system?

To meet EuP standard, the EuP ready motherboard and the EuP ready power supply are required. As a motherboard vendor with eco-awareness, ASRock is the pioneer to develop "EuP Ready" motherboards based on the great efforts of our exceptional hardware design.

According to Intel, the EuP ready power supply must meet the standard of 5v standby power efficiency is higher than 50% under 100 mA current consumption. For EuP ready power supply selection, please check with the power supply manufacturer for more details.

ASRock, Worldwide First EuP Ready Motherboard Manufacturer!

ASRock hereby proudly announced that we are the Worldwide First motherboard manufacturer to release "EuP Ready" motherboard to the market! With ASRock "EuP Ready" motherboard, you are confident to setup a system to pass the EuP standard.

AMD OverDrive™ with ACC feature (Advanced Clock Calibration)

Enable AOD ACC, Upgrade your CPU cores and L3 cache now!

CPU Frequency



Configuration:
CPU : Phenom X3 8750 (200 x 12 =2400 Mhz)
Memory : OCZ DDR2-1200
BIOS : L0.03

- With AMD Sempron 140 CPU
Single core → Dual core
- With AMD Phenom II X2 550 BE CPU
X2 cores → X4 cores
- With AMD Phenom II X3 710 / 720 BE CPU
X3 cores → X4 cores
- With AMD Phenom II 805 / 810 CPU
L3 cache 4MB → 6MB

*The success rate of this enhancement depends on the individual CPU.

A780LM-S

AMD RS780L (760G) + SB710 Chipsets

ASRock
www.asrock.com

ASRock Instant Boot



ASRock Instant Boot is a new feature invented exclusively by ASRock. It can boot up system in an amazing speed, which is 10 times faster than traditional boot up. For home users or office PC users, ASRock Instant Boot can also guarantee a clean Windows OS, and consumed less power! For details: <http://www.asrock.com/feature/InstantBoot/index.asp>

- * This function is applicable ONLY to single user that does not secure ID and Password to their systems.
- * The boot up time depends on the hardware configuration.

10 Times Faster, Only 4 Secs to Boot Up to Windows!

ASRock YouTube

<http://tw.youtube.com/watch?v=BucljXZVxXo>



ASRock Instant Flash

ASRock Instant Flash is an exclusive and the most user-friendly BIOS flash utility developed by ASRock. It is embedded in Flash ROM which is used to update the system BIOS without having to enter operating systems like MS-DOS or Windows.



Features

Once executing ASRock Instant Flash, the utility will automatically detect all devices such as USB, hard disk or even floppy drive to find the exact BIOS for your system. Instead of giving you all BIOS in your devices, the Instant Flash just list BIOS versions that apply to your motherboard model only. For example, if you have many different BIOS of different motherboards saved in your devices, but you just need to flash your P45 motherboard, the Instant Flash will just list the P45 BIOS versions for you. This unique function allows you to easily select the suitable BIOS version instead of browsing through all data.



Instant Flash just list BIOS versions that apply to your motherboard model.

Simple!



Click and start Flashing!

Quick!