

# 939A790GMH

AMD 790GX+SB750 Chipsets

**ASRock**  
www.asrock.com



## Product Brief <<<

- Socket 939 for AMD Athlon™ 64FX / 64X2 / 64 processors
- Solid Capacitor for CPU power
- Supports Dual Channel DDR 400
- Integrated AMD Radeon HD 3300 graphics, DX10 class iGPU, Pixel Shader 4.0
- Supports ATI™ Hybrid CrossFireX™
- Multi VGA Output options: D-Sub, DVI-D and HDMI
- PCIe Gigabit LAN
- Supports ASRock Instant Boot, Instant Flash, OC Tuner, IES, OC DNA, AIWI, APP Charger
- ErP/EuP Ready
- Free Software : CyberLink DVD Suite - OEM and Trial; Creative Sound Blaster X-Fi MB - Trial

The specification is subject to change without notice. The brand and product names are trademarks of their respective companies. Any configuration other than original product specification is not guaranteed.

## Detail Specification <<<

<b>Platform</b>	- Micro ATX Form Factor: 9.6-in x 8.6-in, 24.4 cm x 21.8 cm - Solid Capacitor for CPU power
<b>CPU</b>	- Socket 939 for AMD Athlon™ 64FX / 64X2 / 64 processors - Supports AMD's Cool 'n' Quiet Technology - FSB 1000 MHz (2.0 GT/s) - Supports Untied Overclocking Technology - Supports Hyper-Transport Technology
<b>Chipset</b>	- Northbridge: AMD 790GX - Southbridge: AMD SB750
<b>Memory</b>	- Dual Channel DDR memory technology - 4 x DDR DIMM slots - Supports DDR 400/333/266 non-ECC, un-buffered memory - Max. capacity of system memory: 4GB
<b>Expansion Slot</b>	- 1 x PCI Express 2.0 x16 slot (blue @ x16 mode) - 1 x PCI Express 2.0 x1 slot - 2 x PCI slots - Supports ATI™ Hybrid CrossFireX™
<b>Graphics</b>	- Integrated AMD Radeon HD 3300 graphics - DX10 class iGPU, Pixel Shader 4.0 - Max. shared memory 512MB - Multi VGA Output options: D-Sub, DVI-D and HDMI - Supports HDMI Technology with max. resolution up to 1920x1200 (1080P) - Supports Dual-link DVI with max. resolution up to 2560x1600 @ 75Hz - Supports D-Sub with max. resolution up to 2048x1536 @ 85Hz - Supports HDCP function with DVI and HDMI ports - Supports Full HD 1080p Blu-ray (BD) / HD-DVD playback with DVI and HDMI ports
<b>Audio</b>	- 7.1 CH HD Audio (Realtek ALC888 Audio Codec)
<b>LAN</b>	- PCIe x1 Gigabit LAN 10/100/1000 Mb/s - Realtek RTL8111DL - Supports Wake-On-LAN
<b>Rear Panel I/O</b>	I/O Panel - 1 x PS/2 Keyboard Port - 1 x VGA/D-Sub Port - 1 x VGA/DVI-D Port - 1 x HDMI Port - 1 x Optical S/PDIF Out Port - 4 x Ready-to-Use USB 2.0 Ports - 1 x eSATAII Port - 1 x RJ-45 LAN Port with LED (ACT/LINK LED and SPEED LED) - HD Audio Jack: Rear Speaker / Central / Bass / Line in / Front Speaker / Microphone
<b>Connector</b>	- 5 x Serial ATAII 3.0 Gb/s connectors, support RAID (RAID 0, RAID 1, RAID 5, RAID 10 and JBOD), NCQ, AHCI and "Hot Plug" functions - 1 x ATA133 IDE connector (supports 2 x IDE devices) - 1 x Floppy connector - 1 x IR header - 1 x COM port header - 1 x Print port header - CPU/Chassis/Power FAN connector - 24 pin ATX power connector - 4 pin 12V power connector - CD in header - Front panel audio connector - 3 x USB 2.0 headers (support 6 USB 2.0 ports)
<b>BIOS Feature</b>	- 8Mb AMI Legal BIOS - Supports "Plug and Play" - ACPI 1.1 Compliance Wake Up Events - SMBIOS 2.3.1 Support - VCCM, NB Voltage Multi-adjustment
<b>Support CD</b>	- Drivers, Utilities, AntiVirus Software (Trial Version), ASRock Software Suite (CyberLink DVD Suite - OEM and Trial; Creative Sound Blaster X-Fi MB - Trial)
<b>Unique Feature</b>	- ASRock OC Tuner - Intelligent Energy Saver - Instant Boot - ASRock Instant Flash - ASRock OC DNA - ASRock AIWI - ASRock APP Charger - Hybrid Booster: - CPU Frequency Stepples Control - ASRock U-COP - Boot Failure Guard (B.F.G.)
<b>Hardware Monitor</b>	- CPU Temperature Sensing - Chassis Temperature Sensing - CPU/Chassis/Power Fan Tachometer - CPU Quiet Fan - Voltage Monitoring: +12V, +5V, +3.3V, Vcore
<b>OS</b>	- Microsoft® Windows® 7 / 7 64-bit / Vista™ / Vista™ 64-bit / XP / XP Media Center / XP 64-bit compliant
<b>Certifications</b>	- FCC, CE, WHQL - ErP/EuP Ready (ErP/EuP ready power supply is required)
<b>Accessories</b>	- Quick Installation Guide, Support CD, I/O Shield - ATA 133 cable - 2 x SATA data cables (optional)

# 939A790GMH

AMD 790GX+SB750 Chipsets

**ASRock**  
www.asrock.com



ASRock AIWI software introduces a new way of PC gaming operation. ASRock AIWI is the world's first software to turn your iPhone/iPod touch as a game joystick to control your PC games. Just to install the ASRock AIWI software on your ASRock motherboard, connect your PC and apple devices via Bluetooth or WiFi networks, then you can start experiencing the exciting motion controlled games.



## ASRock AIWI Quick Start Guide

### Step 1.

Download and install the ASRock AIWI PC software on ASRock PC:



### Step 2.

Free download AIWI-Lite from App Store and install to your iPhone / iPod Touch:



### Step 3.

Connect your iPhone / iPod touch with ASRock PC via WiFi or bluetooth.



### Step 4.

Execute ASRock AIWI software on the PC and log in to register to become a new AIWI member, then you can receive continues new games update.



# 939A790GMH

AMD 790GX+SB750 Chipsets

**ASRock**  
www.asrock.com



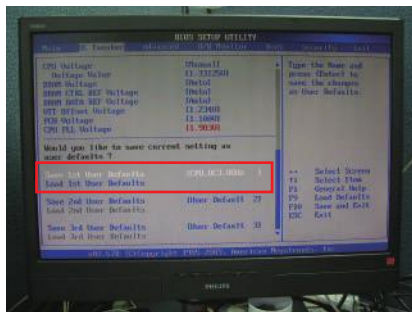
## OC DNA

Save your OC settings as a profile and share with friends. Try OC DNA now!

## OC DNA Instruction

### Step 1

Save your BIOS OC settings as User Default in BIOS OC Tweaker menu. (For example: we name this User Default setting as "CPU\_OC3.8GHz")



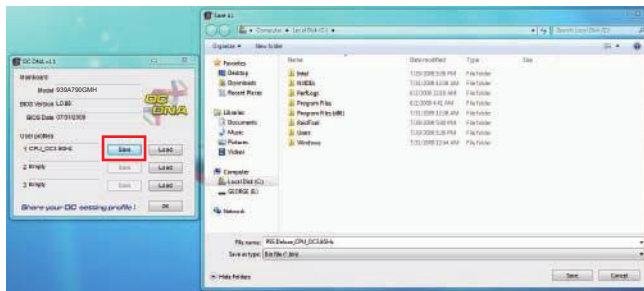
### Step 2

Execute ASRock OC DNA under OS, you will find "CPU\_OC3.8GHz" as User Profile 1.



### Step 3

Press "Save" button to save the "CPU\_OC3.8GHz" OC settings as a profile.



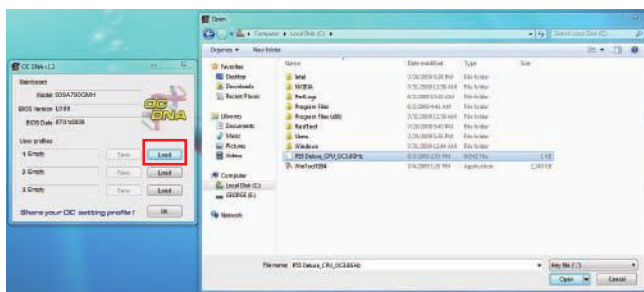
### Step 4

Send the "CPU\_OC3.8GHz" profile to other friends.



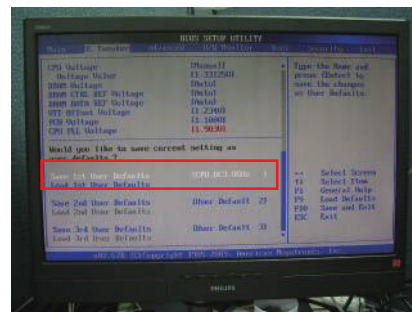
### Step 5

When the friend receives your "CPU\_OC3.8GHz" profile, he can press "Load" to load the "CPU\_OC3.8GHz" profile in OC DNA.



### Step 6

After that, the friend can enter into BIOS OC Tweaker menu to load the "CPU\_OC3.8GHz" profile as his BIOS OC settings.



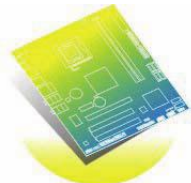
Now, you have successfully share your OC setting profile with your friends.

\*The OC DNA works only when users use the same motherboard and BIOS version.

# 939A790GMH

AMD 790GX+SB750 Chipsets

**ASRock**  
www.asrock.com



ErP/EuP Ready Motherboard



ErP/EuP Ready Power Supply



ErP/EuP System

## What is ErP/EuP?

ErP/EuP, stands for Energy Using Product, was a provision regulated by European Union to define the power consumption for the completed system. With the great quantity and the popularly using of the electrical products nowadays and the continuously increasing of the electrical products categories in the following 20 to 30 years, European Union decided to establish an effective strategy to solve the energy consumption problem. That is, according to ErP/EuP, the total AC power of the completed system shall be under 1.00W in off mode condition.

## ASRock Instant Boot



ASRock Instant Boot is a new feature invented exclusively by ASRock. It can boot up system in an amazing speed, which is 10 times faster than traditional boot up. For home users or office PC users, ASRock Instant Boot can also guarantee a clean Windows OS, and consumed less power! For details: <http://www.asrock.com/feature/InstantBoot/index.asp>

\* This function is applicable ONLY to single user that does not secure ID and Password to their systems.

\* The boot up time depends on the hardware configuration.

## 10 Times Faster, Only 4 Secs to Boot Up to Windows!

### ASRock YouTube

<http://tw.youtube.com/watch?v=BucljXZVxXo>



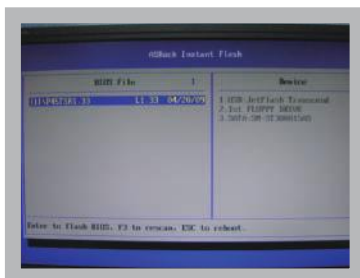
## ASRock Instant Flash

ASRock Instant Flash is an exclusive and the most user-friendly BIOS flash utility developed by ASRock. It is embedded in Flash ROM which is used to update the system BIOS without having to enter operating systems like MS-DOS or Windows.



### Features

Once executing ASRock Instant Flash, the utility will automatically detect all devices such as USB, hard disk or even floppy drive to find the exact BIOS for your system. Instead of giving you all BIOS in your devices, the Instant Flash just list BIOS versions that apply to your motherboard model only. For example, if you have many different BIOS of different motherboards saved in your devices, but you just need to flash your P45 motherboard, the Instant Flash will just list the P45 BIOS versions for you. This unique function allows you to easily select the suitable BIOS version instead of browsing through all data.



Instant Flash just list BIOS versions that apply to your motherboard model.

**Simple!**



Click and start Flashing!

**Quick!**

# 939A790GMH

AMD 790GX+SB750 Chipsets

**ASRock**  
www.asrock.com



**CyberLink**



## **CyberLink Power2Go 6.1 LE OEM**

Power2Go 6 lets you burn and backup videos, photos, music and data onto Blu-ray Discs and DVDs.

## **CyberLink MediaShow 4.1 SE OEM**

Photo and video management software MediaShow edits videos and photos instantly, creates slideshow, and allows publishing directly to YouTube and Flickr.

## **CyberLink PowerDVD 8.0 DTS Trial**

World-renowned PowerDVD 8 DTS delivers outstanding DVD movie playback quality on your PC.

## **CyberLink PowerDirector 8.0 Trial**

PowerDirector - Video Editing software – edits high-definition videos including AVCHD, allows output to PSP iPod and Blu-ray Disc.

## **CyberLink PowerBackup 2.5 Trial**

PowerBackup backs up valuable data on your PC.

## **Creative Sound Blaster X-Fi MB Trial**

The Sound Blaster X-Fi MB solution provides premium audio quality, effects and features for PC systems equipped with onboard audio.

For gamers, the EAX® ADVANCED HD 4.0, with its state-of-the-art Multi-Environment rendering and reverb modelling, delivers a much more realistic and immersive 3D gaming experience than your motherboard audio ever will.